



USER MANUAL



WIRELESS MULTIMEDIA KEYBOARD **RK-715W**

Congratulations on your purchase of the REAL-EL keyboard!**COPYRIGHT**

© 2025 ENEL GROUP OU.

This Manual and information contained in are copyrighted. All rights reserved.

TRADEMARKS

All trademarks are the property of their legal holders.

SAFETY PRECAUTIONS

- Protect your mouse from high humidity, dust or high temperatures.
- Do not use gasoline, spirit or other dissolvents for cleaning. This may cause damage to the surface. Clean the device with soft cloth.
- Do not attempt to disassemble or repair your device.
- Protect the device against powerful shocks and falls – they may damage the internal electronics.

PACKAGE CONTENTS

- Wireless multimedia keyboard – 1 pc
- USB power cable – 1 pc
- User Manual – 1 pc
- Warranty card – 1 pc













SPECIAL FEATURES

- Power-efficient wireless technology
- Rechargeable lithium battery
- Auto Power saving mode
- Copilot AI and Emoticons

SYSTEM REQUIREMENTS

- OS Windows.
- Free USB port.

DESCRIPTION OF SHORTCUT BUTTONS FUNCTIONS

FN + F1  Brightness -	FN + F7  Previous
FN + F2  Brightness +	FN + F8  Play/ Pause
FN + F3  Windows switching	FN + F9  Next
FN + F4  Search	FN + F10  Mute
FN + F5  Win: mic ON / Mac: Siri	FN + F11  Volume -
FN + F6  Sleep	FN + F12  Volume +

CONNECTION

After connecting to the computer, the keyboard will automatically recognize the operating system type;

if the system is not recognized, you can switch it manually:

Fn+W: Switch the keyboard to Mac OS layout.

Fn+Q: Switch the keyboard to Windows layout.

In Mac OS, the standard key combinations are function keys.


In Windows, the standard key combinations are F1-F12.

Use Fn lock (Fn + ESC) to change default assignment.

2.4Ghz mode


Insert the USB receiver into the USB port of the computer.

Turn the keyboard power switch to ON.



Press the  button to switch to 2.4G mode, the corresponding 2.4G indicator is activated.

Bluetooth mode









Turn the keyboard power switch to ON.

Press the  button to enter Bluetooth mode, the corresponding Bluetooth indicator will turn blue and start flashing.

Find the device named "REAL-EL RK-715W" in the Bluetooth settings of the computer and connect it.

If you want to reconnect the Bluetooth keyboard, please press the  button to enter "Bluetooth" mode, and then press and hold the  button again to make the blue indicator start flashing, and then you can connect it in the Bluetooth settings!

Note: The connection method may differ depending on the device you want to connect to. To disconnect from the connected device, press and hold the BLUETOOTH button. Then you can establish a new connection.

	<p>Green light is active: NUM keypad is on.</p> <p>Green light flashing rapidly: 2.4G pairing mode.</p> <p>Green light flashing slowly: 2.4G reconnection mode.</p>	 <p>Win: Copilot Mac: Switching Applications</p>
	<p>Blue light is active: Caps keypad is on.</p> <p>Blue light flashing rapidly: Bluetooth pairing mode.</p> <p>Blue light flashing slowly: Bluetooth reconnection mode.</p>	 <p>Lock screen</p>
	<p>Green light is active: FN lock is activated.</p> <p>Green indicator light is off: FN lock off.</p>	 <p>Function key locked</p>
	<p>Red light flashing rapidly: The device is low on power.</p> <p>Red light is active: The device is currently charging.</p> <p>Red light indicator off: Device fully charged</p>	 <p>Emoji</p>

TECHNICAL SPECIFICATIONS

Parameter	Value
Q-ty of keys	109
Q-ty of shortcut keys	15 Fn
Connection types	2.4 GHz / Bluetooth
Operating range	10 m
Battery	Lithium-ion 300 mAh
Support	iOS, iPad OS, Mac OS, Windows, Android
Charging interface	USB Type-C
Error-free running time	more than 20.000.000 strokes
Dimensions	436 × 21 × 148 mm
Color	grey + black
Weight	438 ± 5 g

Notes:

- Technical specifications given in this table are supplemental information and cannot give occasion to claims.
- Technical specifications and package contents are subject to change without notice due to the improvement of REAL-EL production.



Manufacturer: ENEL GROUP OÜ, Harju maakond, Rae vald, Jüri alevik, Aruküla tee 55a, 75301, Estonia.
® Registered Trademark of ENEL GROUP OÜ. Estonia.